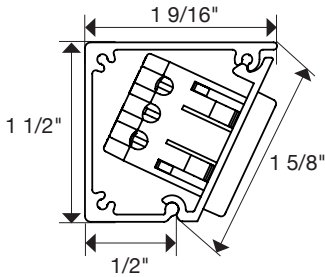




APT Series Angle Power Strip

Tamper Resistant Receptacles eliminate cutouts for receptacles and switches in your backsplash



Section Drawing

APT SERIES ANGLE POWER STRIP

Part Number	Length	# of Recept.	Recept. Color	Finish
APT9-2Color-P-Finish- *Position	9"	2	B, G, W	BK, BZ, SN, WT
APT12-2Color-P-Finish- *Position	12"	2	B, G, W	BK, BZ, SN, WT
APT18-3Color-P-Finish- *Position	18"	3	B, G, W	BK, BZ, SN, WT
APT24-4Color-P-Finish	24"	4	B, G, W	BK, BZ, SN, WT
APT30-4Color-P-Finish	30"	4	B, G, W	BK, BZ, SN, WT
APT36-4Color-P-Finish	36"	4	B, G, W	BK, BZ, SN, WT
APT42-5Color-P-Finish	42"	5	B, G, W	BK, BZ, SN, WT
APT48-5Color-P-Finish	48"	5	B, G, W	BK, BZ, SN, WT
APT60-7Color-P-Finish	60"	7	B, G, W	BK, BZ, SN, WT
APT72-8Color-P-Finish	72"	8	B, G, W	BK, BZ, SN, WT

*Indicate Left (L) or Right (R) side wire entry

FEATURES

- Tamper Resistant
- Easy Installation
- Designer finishes to blend with any decor
- 3-Year Limited Warranty

FINISHES



Black (BK)



Bronze (BZ)



Satin Nickel (SN)



White (WT)

APPLICATIONS

- Kitchens
- Baths
- Offices & Computer Labs
- Islands
- Shops & Garages

RECEPTACLE COLORS



Black (B)



Gray (G)



White (W)

SPECIFICATIONS

Construction Materials: Powder Coated Aluminum

Input Voltage: 120V

Mounting: Wood Screws & Wall Anchors

Wiring: 12 ga. Romex

Environment: Dry Only

OPTIONAL INSTALLATION COMPONENTS

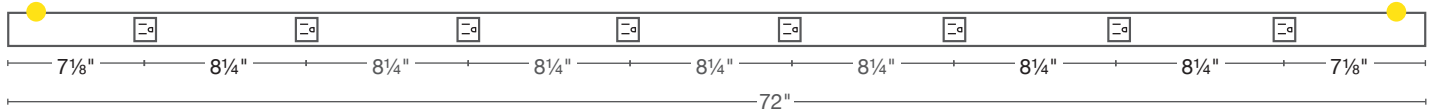
PART NUMBER	DIMENSIONS	DESCRIPTION
SQ-JB-Finish	3" x 3" x 1 1/2"	Square Junction Box
LVA-JBF-Finish	3" x 1 9/16" x 1 1/2"	Junction box - low voltage w/ wire exit through face
LVA-JBT-Finish	3" x 1 9/16" x 1 1/2"	Junction box - low voltage w/ wire exit through top



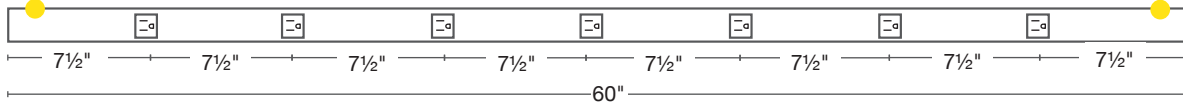
APT/AP Series Angle Power Strip

Eliminate cutouts for receptacles and switches in your backsplash

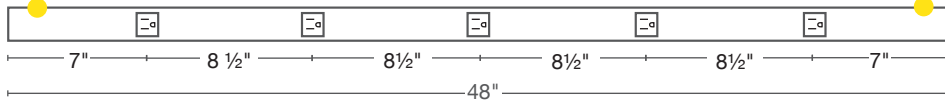
72APS-8Color-Finish



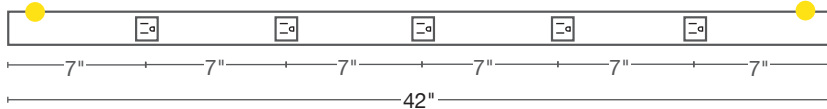
60APS-7Color-Finish



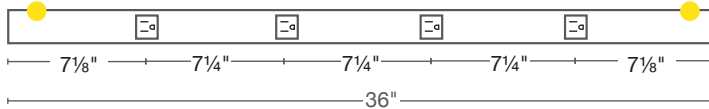
48APS-5Color-Finish



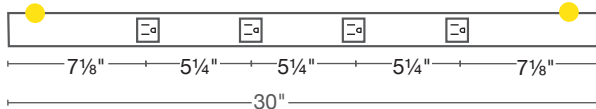
42APS-5Color-Finish



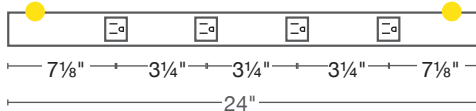
36APS-4Color-Finish



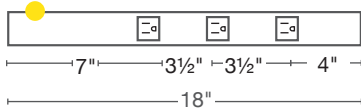
30APS-4Color-Finish



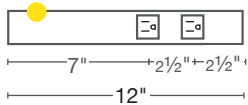
24APS-4Color-Finish



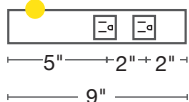
18APS-3Color-Finish (choose left or right wire entry)



12APS-2Color-Finish (choose left or right wire entry)



9APS-2Color-Finish (choose left or right wire entry)



LEGEND

= Knock-out (all knock-outs are 1 1/2" from end)

= Receptacle (Available in White, Gray, or Black)

CUSTOM OPTIONS

- Custom lengths from 9" - 92" (larger sizes will have a seam when assembled)
- 120 Volt integral switch (*available in black or white only*)
- Additional receptacles
- Custom receptacle/switch placement

CUSTOM OPTION DETAILS

- Receptacles must be a minimum of 2" apart (on center)
- Receptacles must be a minimum of 2" from end. (Requires wire entry at opposite end of fixture)
- Custom charges will apply. Call for a quote and assistance with your custom order.
- Call for lead time