


Vettore bathtub

Bañera Vettore

acquabella

Standard Color *Color standard*



SNOW WHITE

Optional Colors *Colores opcionales*



SNOW WHITE /
BROWN



SNOW WHITE /
LIGHT GREY



SNOW WHITE /
DARK GREY



SNOW WHITE /
BLACK

Accessories included *Accesorios incluidos*

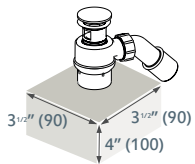
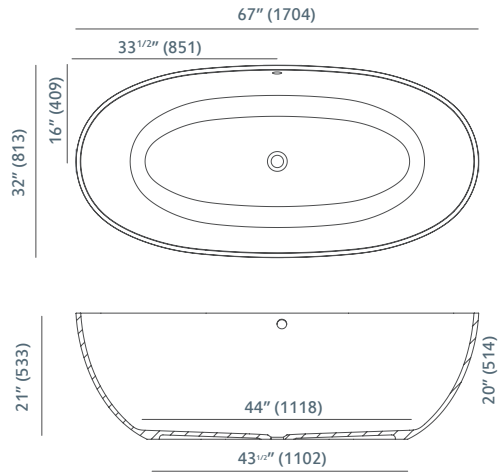


Toe Tap valve
Valvula Click clack



External chromo overflow
Rebosadero cromo externo

Standard sizes *Medidas standard*



Certified
Certificados



CSA B45.5 / IAPMO Z124-2017



Vettore bathtub / Bañera Vettore

Technical information *Información técnica*



Easy cleaning
Fácil limpieza



Antibacterial surface
Superficie antibacteriana



UV ray-resistant
Resistente a los rayos UV



Precision
Precisión



Versatility
Versatilidad



Silky touch
Tacto sedoso



Durability
Durabilidad



Resistant to thermal shock
Resistente al choque térmico

Tolerance of 0 to 1/5in in the case of basins and totems,
and of -1/2 to +1/2in in the case of bathtubs.
All valves are supplied in a chrome finish

Tolerancia de 0 a +3 mm en caso de lavabos y tótems,
y de -10 a +10 mm en caso de bañeras.
Todas las válvulas se sirven en acabado cromo