

## 30" Slide Bar Assembly with Showerstick Handshower


### SPECIFICATIONS

#### Features/Benefits

- 1.75 gpm (6.6 L/min) Max Flow @ 80 psi
- Single Function
- Easy Clean Nozzles
- Integral Check Valve
- Angle and Height Adjustable
- Includes Slide Bar, D469700, Handshower, D465006, and 72" Metal Shower Hose, D469020
- Supply Elbow Sold Separately



#### Available Color/Finishes

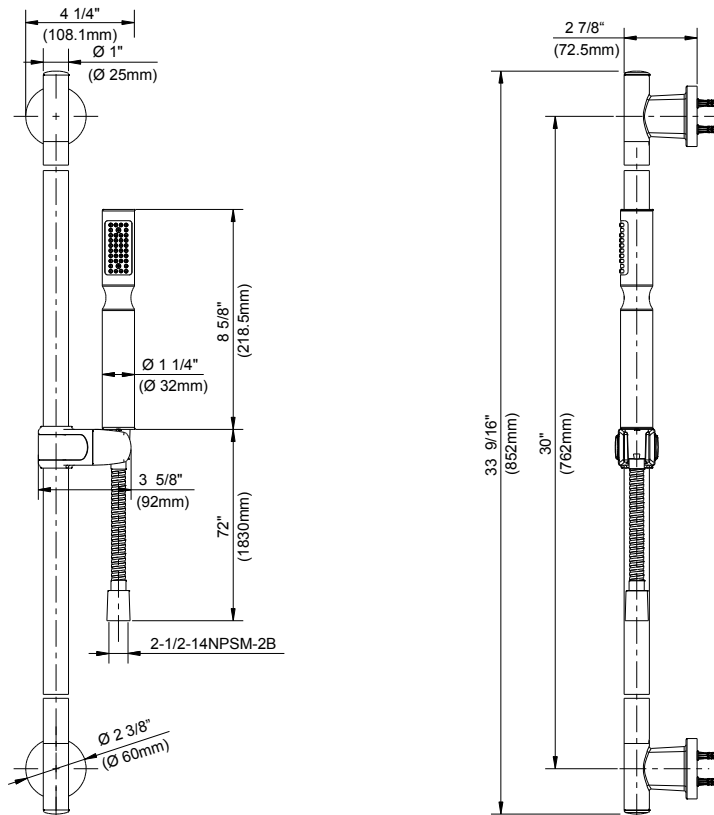
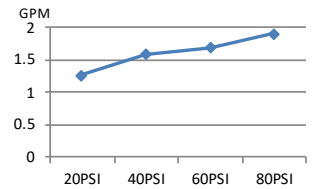
Color	Description
	Chrome

Please see [gerberonline.com](http://gerberonline.com) or current price list for available finishes. Finish is defined by additional suffix.

#### Standards & Certifications



#### Flow Rate



#### Submittal Information:

Name: \_\_\_\_\_  
Location: \_\_\_\_\_

Contractor: \_\_\_\_\_  
Contact #: \_\_\_\_\_