


# Foster Sinks


Michelangelo Sink 1B 18" x 15 6/8" UM - **1414 660**

## HIGHLIGHTS



### Foster brushed finish

The exclusive finishes on Foster steels are the result of diligent research, the aim being to achieve the perfect combination between good looks and functionality. A distinctive feature, a true trademark that makes our products stand out for the ease with which they can be cleaned.



### Sturdy sink

The quality of Foster sinks is also in the thickness. All models use top grade stainless steel to manufacture "sturdy" sinks with an elegant design.



### Diamond shaped bottom

The water drainage on the base of the sink is a minimalist but original design, with perfectly square edges and a diamond shaped bottom that allows perfect flow of water



### Accessories

The concept of functionality is a key element for Foster. Each sink is matched by a series of practical and elegant accessories that transform the sink into a functional working center.



### Undermount

The classy and contemporary way to install a sink, here proposed in a wide range of different models and designs.



Series	Michelangelo Series
Model	Michelangelo 1B 18" x 15 6/8" UM
material	AISI 304 stainless steel
finish	Satin finish
thickness	16 Gauge (1,5 mm)
Inset type	Undermount
overall dimensions	23 1/8" x 18 4/8"
bowls dimensions	1 bowl 18" x 15 6/8"
bowls depth	10"
Cut out	see technical sheet
waste fitting type	3 1/2" space - with satin steel cover
bowls bottom	x cross bending for easy water draining
Underside	protected with heavy duty undercoating
fixing system	undermount fixing kit (brass insert and clips)
<b>Accessories:</b>	M4, N4, T2*, P2*, Z2*
accessories note	To use only with N4 chopping board

Highlights photographs are for illustration purposes only and may not reflect actual product.

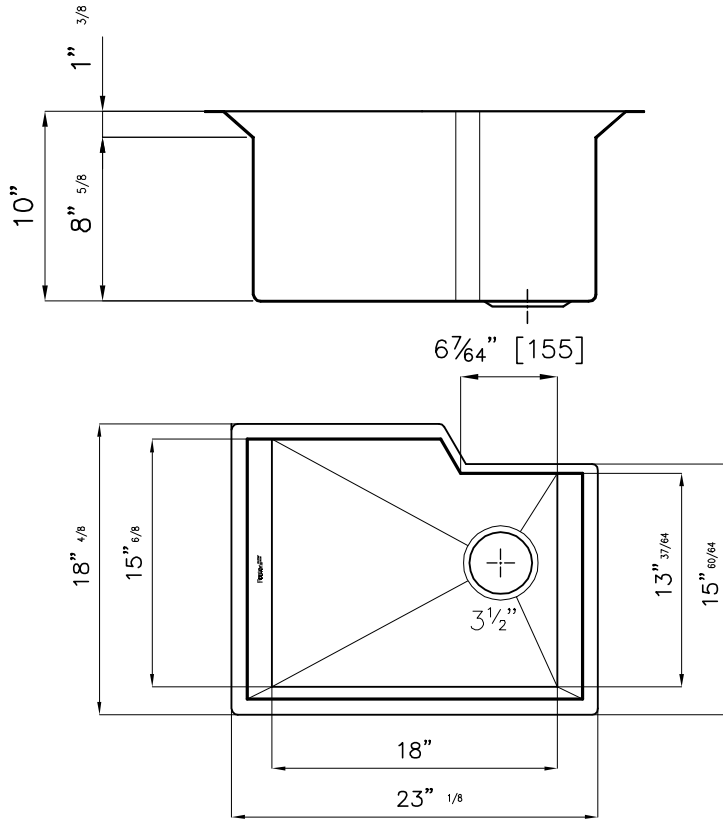
FOSTER MILANO INC.  
1801 NE 123RD STREET, SUITE 314  
NORTH MIAMI, FLORIDA 33181  
info@foster-us.com  
www.foster-us.com

**Foster**   
kitchen appliances

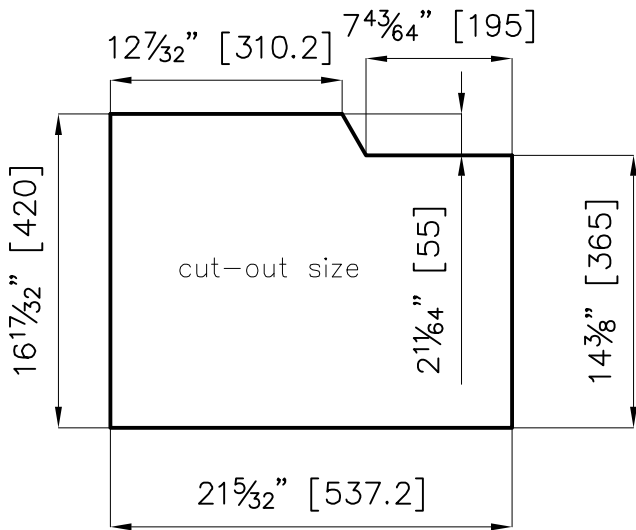
# Foster Sinks

Michelangelo Sink 1B 18" x 15 6/8" UM - **1414 660**

## DIMENSIONS



## CUT OUT



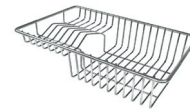
## ACCESSORIES



**M4**  
Chopping board



**N4**  
HDPE twin chopping board



**T2**  
stainless steel dishes holder



**P2**  
Grating kit, with ring support and food collection tray



**Z2**  
stainless steel perforated pan