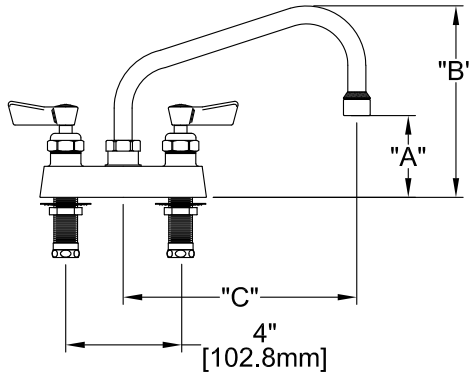
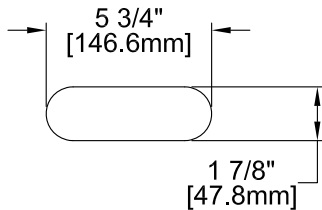


Customer/Wholesaler:	Date:	Job Name:	Model Specified:	Quantity:
Contractor:		Architect/Engineer:		

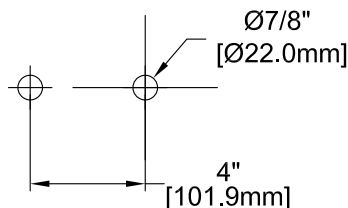


**FOOTPRINT:**



MODEL	DIM "A"	DIM "B"	DIM "C"
3510	2-3/8" [60.3mm]	6" [152.4mm]	6" [152.4mm]
3511	2-5/8" [66.7mm]	6-1/2" [165.1mm]	8" [203.2mm]
3512	3-1/4" [82.6mm]	7" [177.8mm]	10" [254.0mm]
3513	3-7/8" [98.4mm]	7-1/2" [190.5mm]	12" [304.8mm]
3514	4-1/2" [114.3mm]	8-3/8" [212.7mm]	14" [355.6mm]
1635	5-1/8" [130.2mm]	9" [228.6mm]	16" [406.4mm]

**ROUGH-IN:**



**MODEL:**

- 3510 FAUCET 4DLH 06SS
- 3511 FAUCET 4DLH 08SS
- 3512 FAUCET 4DLH 10SS
- 3513 FAUCET 4DLH 12SS
- 3514 FAUCET 4DLH 14SS
- 1635 FAUCET 4DLH 16SS

**OPTIONS OR MODIFICATIONS:**

- OTHER \_\_\_\_\_

**FEATURES**

- \* 4" C/C DECK MOUNT
- \* SWIVELLING SEAT DISKS
- \* HOT SIDE STEM - RIGHT HAND
- \* COLD SIDE STEM - LEFT HAND
- \* STAINLESS STEEL SEATS
- \* STAINLESS STEEL SEAT SCREWS
- \* STAINLESS STEEL HANDLE SCREWS
- \* 1/2" SLIP JOINT

**SYSTEM LIMITS**

- \* TEMP: 40°F MIN. TO 160°F MAX.
- \* PRESSURE: 200 PSI MAX. STATIC
- \* 2.20 GPM AT 60 PSI (8.3L/min @ 410 kPa)

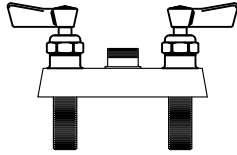
**SHIPPING WEIGHT**

- \* 4.25 LBS

**PRODUCT COMPLIANCE:**

- \* ASME A112.18.1 / CSA B125.1
- \* NSF 61 - Section 9
- \* NSF 372 (Low Lead Content)

## Replacement Parts for Deck Mount Faucets



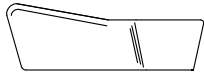
3500  
CONTROL VALVE



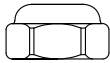
2000-7500  
SCREW



2000-8000  
RED BUTTON  
AND  
2000-8001  
BLUE BUTTON



LEVER HANDLE



2000-3002  
BIBB CAP



73657  
DUCK GASKET



2000-5000  
WASHER



3000-0010  
LH SWIVEL STEM  
OR  
3000-0011  
RH SWIVEL STEM

2000-5003  
SEAT WASHER

1000-7502  
SCREW

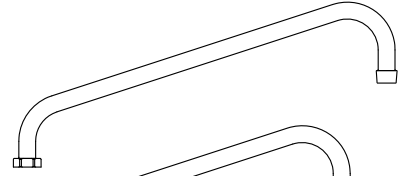


73521  
LUBE

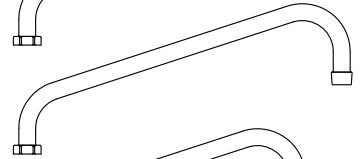
2000-0002  
LEVER HANDLE KIT

3000-0000  
RH SWIVEL STEM  
REPAIR KIT  
OR  
3000-0001  
LH SWIVEL STEM  
REPAIR KIT

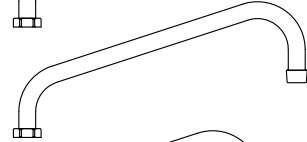
3967  
16" SWING SPOUT



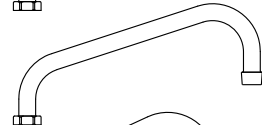
3964  
14" SWING SPOUT



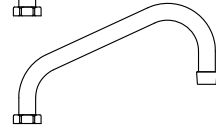
3963  
12" SWING SPOUT



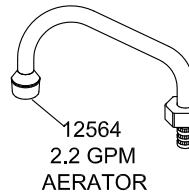
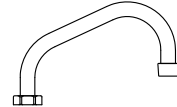
3962  
10" SWING SPOUT



3961  
8" SWING SPOUT



3960  
6" SWING SPOUT



12564  
2.2 GPM  
AERATOR

73684  
SPOUT NUT



20020  
SNAP RING



1600-5000  
SPOUT  
O-RING



73521  
LUBE



19119  
SWIVEL SPOUT  
RETRO-FIT KIT

73794  
SLIP JOINT KIT