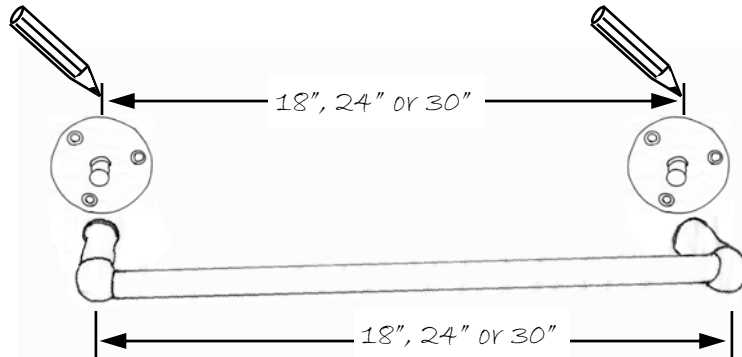
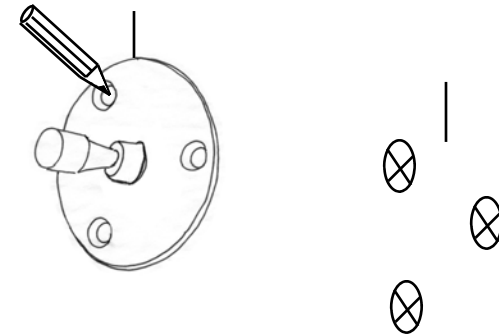


# Towel Bar Installation Instructions

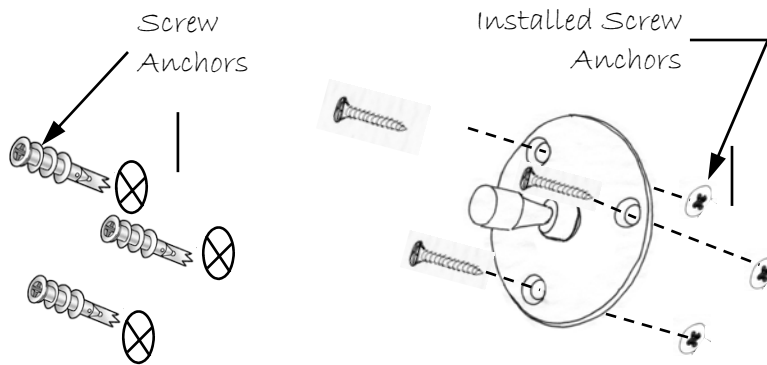
- 1 Make two marks on wall to locate center of mounting plates. Center to center spacing for mounting plates is the same as the length of the towel bar.



- 2 Mark three hole locations for each mounting plate.



- 3 Use a screw driver to install three Screw Anchors into the wall for each mounting plate. Install mounting plates on top of the Screw Anchors. Attach with the sheet metal screws provided.



- 4 Slip trim plates and towel bar posts over the mounting plate stud. Tighten set screw at the base of each towel bar post with the allen wrench provided.

