

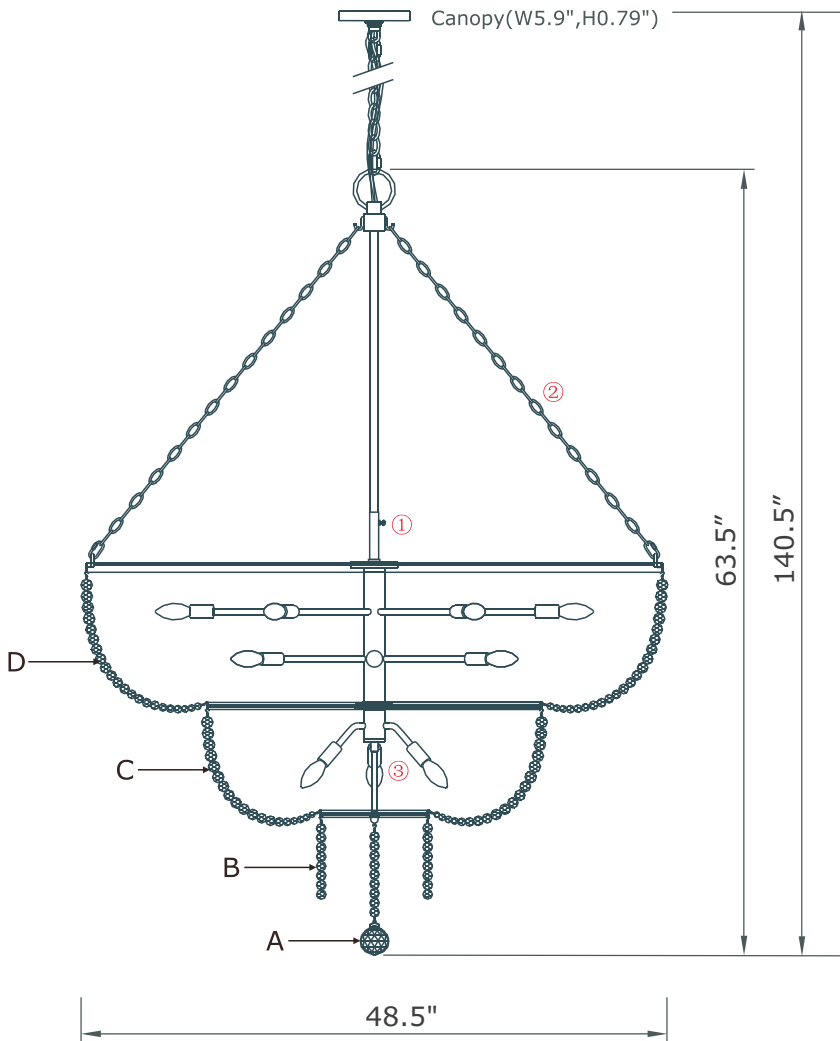
# CRYSTORAMA

LIGHTING THE WAY FOR SIXTY YEARS


## ASSEMBLY INSTRUCTION MODEL # 614-MK



Crystorama.com



All electrical components must be installed by a licensed electrician in accordance with the National Electric Code and the appropriate local electrical codes.




You will need 15- Medium Base Bulb  
40 Watts Recommended 60 Watts Max.  
USE LED BULBS FOR EXTENDED USE  
THE FIXTURE IS DAMP RATED

### How to install

1. Pass the wire and safety cable through the downrod and insert it into the coupler on the top of the frame. Align the hole on the downrod with the hole on the coupler and secure it using the set screw.
2. Take one decorative chain and hook one end of it onto the loop on the frame using the quick link. Hook the other end of it onto the hook on the top of the downrod. Repeat for other chains.
3. Screw the bottom ring kit onto the coupler on the bottom of frame.
4. Attach one end of the 1/4 IPS threaded pipe onto the ceiling joist and secure with hex nut. The other end of the threaded pipe should protrude through the outlet box.
5. Assemble the screw collar loop, nipple, hex nut and hickey to the 1/4 IPS threaded pipe and adjust overall length to allow the collar ring to hold the canopy flush to ceiling.
6. Attach the chain to the fixture loop. Position the screw collar ring over the upper end of the chain. Open the end of the quick link and attach one end to the screw collar ring and the other end to the fixture loop. Secure the links.
7. Weave the fixture wires, ground wires and safety cable through the chain and screw collar loop exiting through the side of Hickey. Proceed with the wire connections. Wrap the safety cable around the chain.
8. Press the end of the steel strand to form a hook.
9. Dress the bead strands as illustrated.

### DETAILED ILLUSTRATION



### Crystal Key

- A= Ø20X9+Ø60X1 1set  
B= Ø20X8 24 sets  
C= Ø24X6+Ø22X5+Ø20X2+Ø18X1+Ø16X1+Ø14X3+Ø12X1 63 sets  
D= Ø24X4+Ø22X5+Ø20X3+Ø18X4+Ø16X3+Ø14X3 108 sets

WARNING: This product can expose you to Lead which is known to the state of California to cause cancer and/or birth defects or reproductive harm. For more information go to [www.P65Warnings.ca.gov](http://www.P65Warnings.ca.gov)

# CRYSTORAMA

LIGHTING THE WAY FOR SIXTY YEARS

PART NUMBER MODEL # 614-MK



Crystorama.com

## Part Number

- A. (1)-Heavy duty mounting hardware
- B. (1)-Canopy(W5.9",H0.79")#XRE614MKCAN5.9IN
- C. (2)-Quick Link
- D. (1)-Hanging Chain(72",6.0mm)  
#XRE614MKCHA6.0MM
- E. (1)-Fixture Loop
- F. (1)-Safety cable
- G. (6)-Decorative Chain(each35 ",4.0mm)  
#XRE614MKDECHA4.0MM
- H. (1)-Downrod (26.77",15.3mm)  
#XRE614MKTOSTEM26.77IN
- I. (1)- Bottom ring kit

