

CRYST RAMA



1958

95 Cantiague Rock Road, Westbury NY 11590
 Ph: 516.931.9090 Fax: 516.931.1254
info@crystorama.com www.crystorama.com

MODEL#: 5930-CH-CL-MWP
ASSEMBLY AND DRESSING INSTRUCTIONS

WARNING:

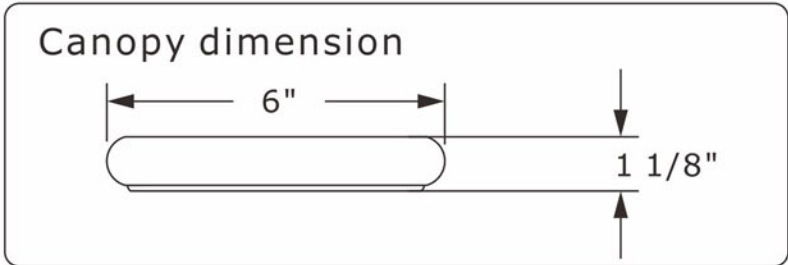
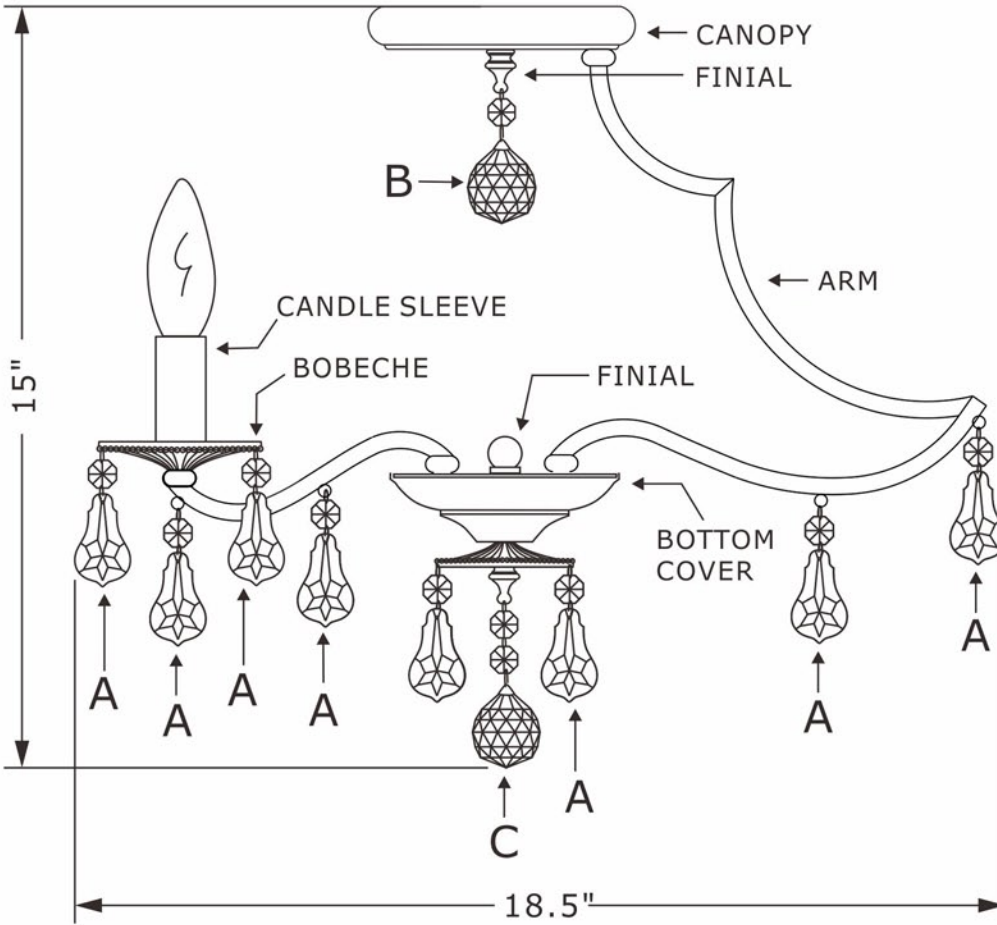
Electrical Danger Turn Power Off




All electrical components must be installed by a licensed electrician in accordance with the National Electric Code and the appropriate local electrical codes.



You will need
 5 Candelabra bulbs.
 40 Watts Recommended.
 60 Watts Max.
 Bulb not included.

1 Bobeche with (4) "A" trim



- A =  (14mm+50mm) x 44sets
- B =  (14mm+30mm Ball) x 1set
- C =  (14mm x2 + 30mm Ball) x 1set

