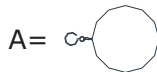
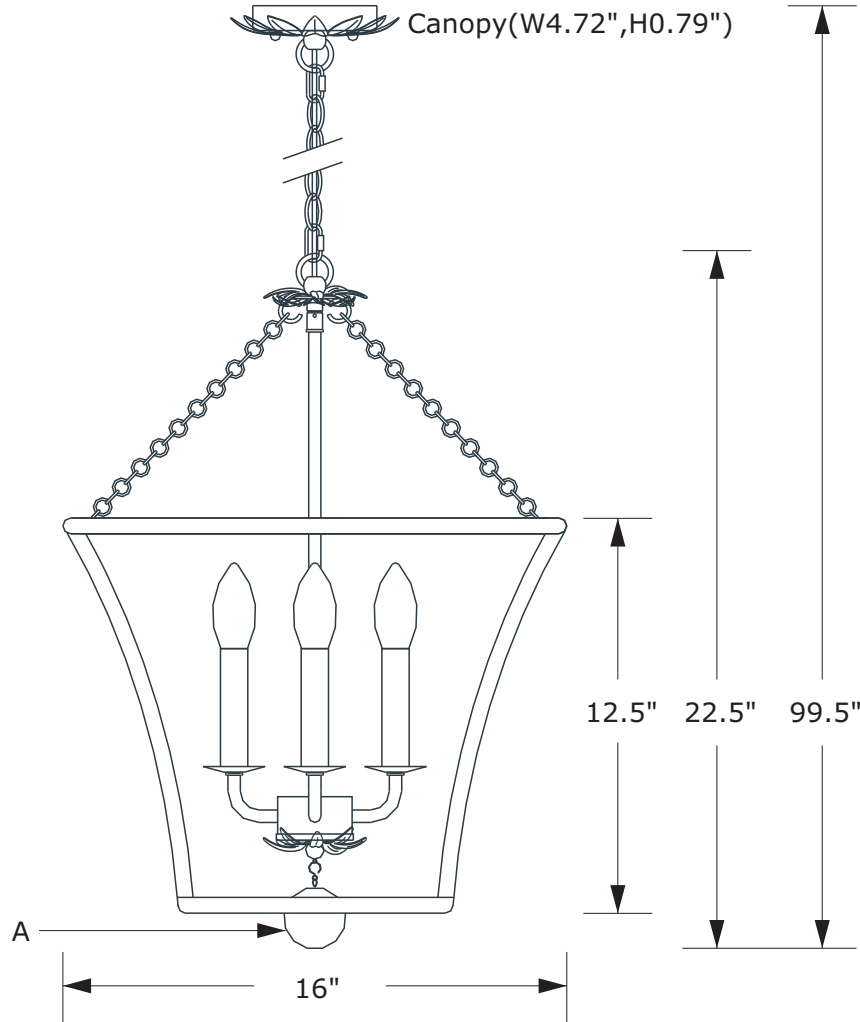


CRYSTORAMA

LIGHTING THE WAY FOR SIXTY YEARS

ASSEMBLY INSTRUCTION MODEL #516-GA



All electrical components must be installed by a licensed electrician in accordance with the National Electric Code and the appropriate local electrical codes.



You will need 4-Candelabra Base Bulb
40 Watts Recommended 60 Watts Max.

USE LED BULBS FOR EXTENDED USE

This fixture is DAMP rated

How to install

1. Attach the center stem onto the wiring house.
2. Attach the top of the center stem onto the swivel.
3. Hook one end of decorative chain onto the frame and the other end onto the hook kit.
4. Place the candle sleeve onto the socket and insert recommended bulb (not included).
5. Attach the metal ball "A" on the bottom of fixture.

Bead Sets

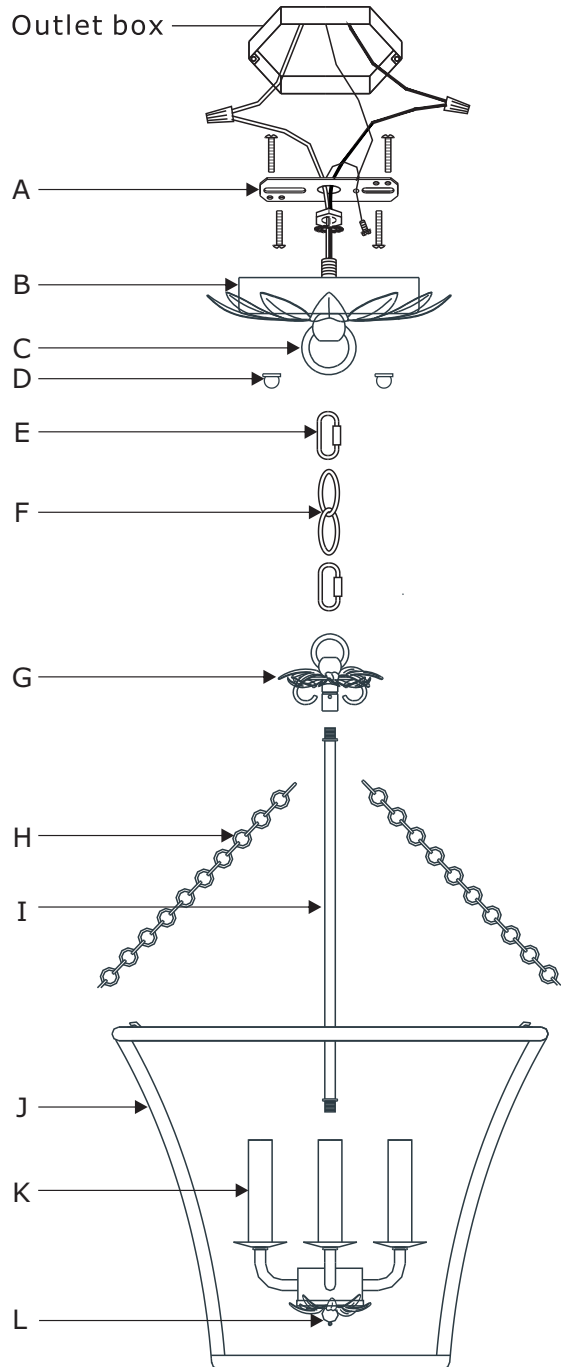
- A.1 Set**
(1)50mm

WARNING: This product can expose you to Lead, which is known to the State of California to cause cancer and/or birth defects or reproductive harm. For more information go to www.P65Warnings.ca.gov.

CRYSTORAMA

LIGHTING THE WAY FOR SIXTY YEARS

PART NUMBER MODEL #516-GA



Part Number

- A. (1) - Mounting Hardware
- B. (1) - Canopy(W4.72",H0.79") #XRE514GACAN4.72IN
- C. (2) - Fixture Loop
- D. (2) - Ball Nut #XRE514GABANUT
- E. (2) - Quick Link
- F. (1) - Hanging Chain(72",4mm) #XRE514GACHA4MM
- G. (1) - Decorative Hook Kit
- H. (4) - Small Chain(each11.42",2mm) #XRE516GASMCHA2MM
- I. (1) - Center Stem(14.72",9.5mm)
- J. (1) - Metal Frame
- K. (4) - Candle Sleeve(W0.87",H3.94") #XRE516GACDL3.94IN
- L. (1) - Finial #XRE514GAFIN