

# CRYST RAMA



1958

95 Cantiague Rock Road, Westbury NY 11590

ph:516.931.9090 fax: 516. 931.1254

info@crystorama.com www.crystorama.com

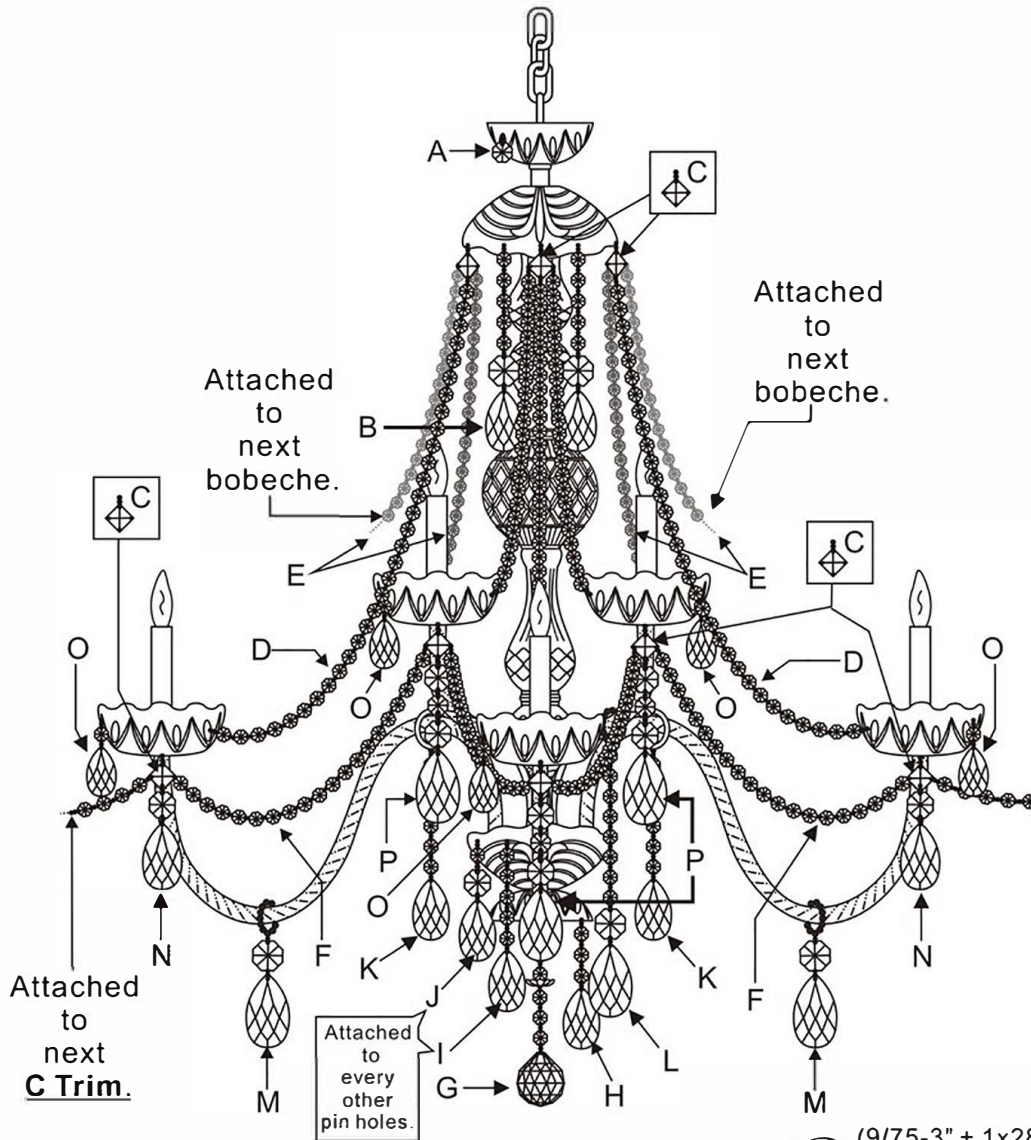
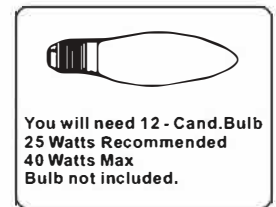
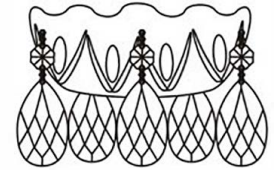
## MODEL#:1112 ASSEMBLY AND DRESSING INSTRUCTIONS



All electrical components must be installed by a licensed electrician in accordance with the National Electric Code and the appropriate local electrical codes.



1 Bobeche with 5 **O** Trim.



A= Jewel-24mm \*4pcs

B= (9/75-3" + 5 Jewels + 1x30mm Jewel) \*6pcs

C= Square \*18pcs

D= (32 Jewels Strand) \*6pcs

E= (23 Jewels Strand) \*12pcs

F= (20 Jewels Strand) \*12pcs

G= (1x60mm Ball + 7-12mm Ball + 2 Rosettes) \*1pc

H= (9/75-3" + 3 Jewels) \*4pcs

I= (9/75-3" + 5 Jewels) \*4pcs

J= (9/75-3" + 1x28mm Jewel + 1x14mm Jewel) \*4pcs

K= (9/75-3" + 6 Jewels + 1 Ring) \*6pcs

L= (3.5" + 1x30mm Jewel + 8 Jewels + 1 Ring Bead) \*6pcs

M= (3.5" + 1x30mm Jewel + 1 Ring Bead) \*6pcs

N= (9/87-3.5" + 1x28mm Jewels) \*6pcs

O= (9/50-2") \*60pcs

P= (3.5" + 2x28mm Jewels + 1x24mm Jewel) \*6pcs